

# Brake Caliper HW 180 HUK

hydraulically activated – non-releasing  
as yaw brake in wind turbines



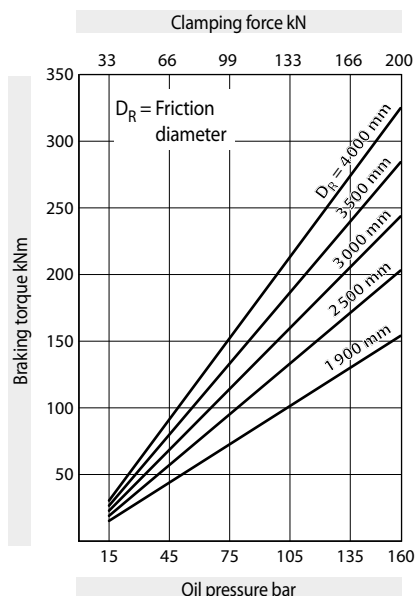
Features	Code
Brake Caliper	H
Standard	W
Frame size 180	180
Hydraulically activated	H
Non-releasing	U
No adjustment to accommodate friction block wear	K
Max. clamping force 200 kN	200

### Example for ordering

Brake Caliper HW 180 HUK, max. clamping force 200 kN:

HW 180 HUK - 200

## Technical Data



The braking torques shown in the diagram are based on a theoretical friction coefficient of 0,4.

Oil pressure: min. 15 bar  
max. 160 bar

Oil volume: max. 190 cm<sup>3</sup>

Weight: ca. 65 kg

## Other features

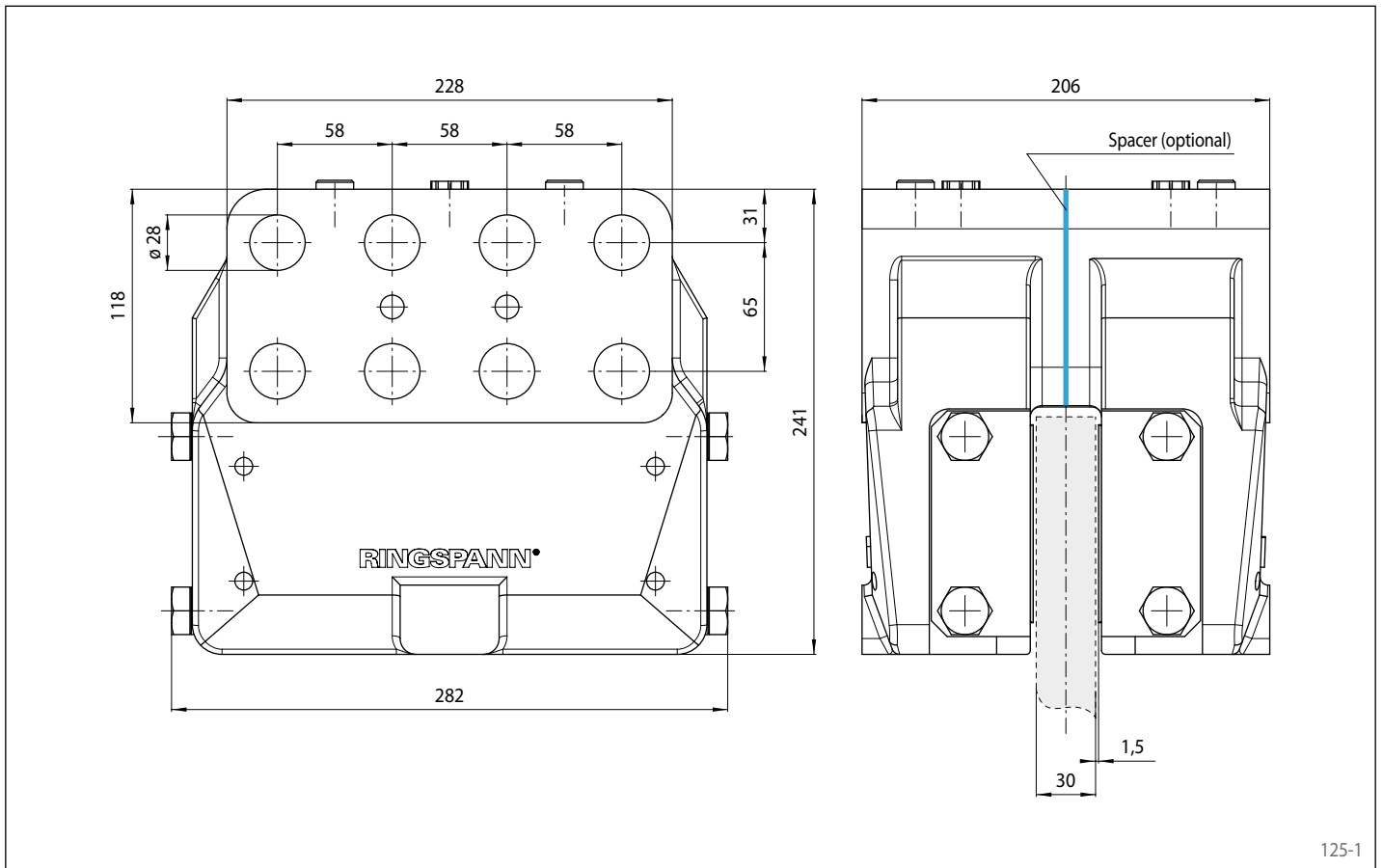
- High safety against leakage
- Easy change of friction blocks
- Painted with surface coating class C4-L according to ISO 12944
- For brake disc thickness  $W = 30$  mm; larger brake disc thicknesses can be achieved with the use of a spacer installed by the customer

## Accessories

- Optional painting with surface coating class C4-H or C5M-H (offshore) according to ISO 12944

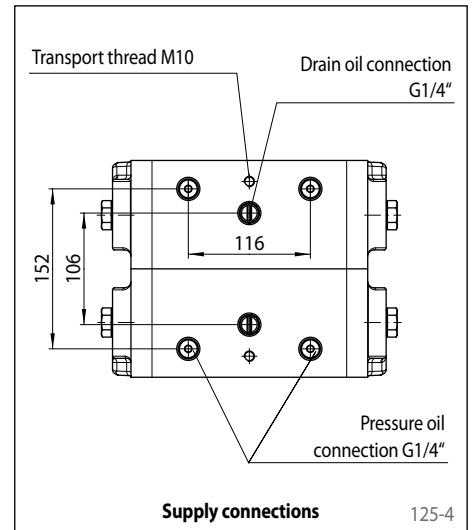
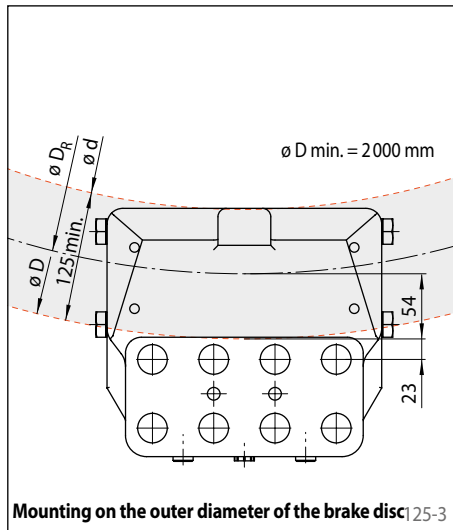
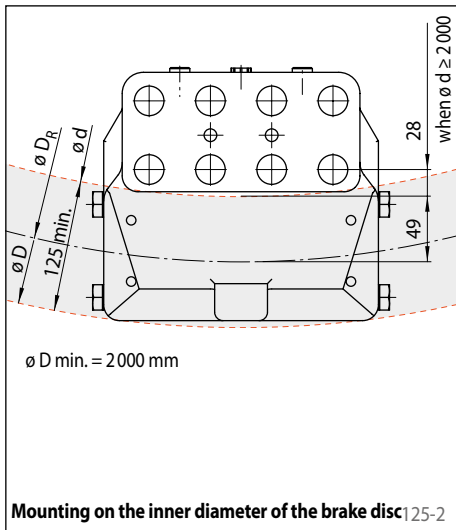
# Brake Caliper HW 180 HUK

hydraulically activated – non-releasing  
as yaw brake in wind turbines



125-1

## Mounting



## Calculation of the friction diameter

Mounting on the inner diameter of the brake disc:

$$D_R = d + (2 \cdot 49 \text{ mm})$$

(when  $d \geq 2000 \text{ mm}$ )

Mounting on the outer diameter of the brake disc:

$$D_R = D - (2 \cdot 54 \text{ mm})$$

## Calculation of the braking torque

$$M_B = \frac{D_R}{0,786} \cdot p \cdot \mu$$

## Formula symbols

- $M_B$  = Braking torque [Nm]
- $D$  = Outer diameter brake disc [mm]
- $d$  = Inner diameter brake disc [mm]
- $D_R$  = Friction diameter [mm]
- $p$  = Oil pressure [bar]
- $\mu$  = Friction coefficient