


Brake Caliper HI 180 HUK

hydraulically activated – non-releasing
as yaw brake in wind turbines



Features

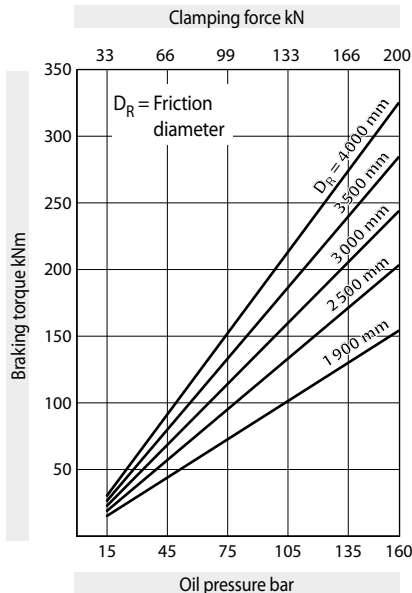
Features	Code
Brake Caliper	H
With inside-mounted brake pads	I
Frame size 180	180
Hydraulically activated	H
Non-releasing	U
No adjustment to accommodate friction block wear	K
Max. clamping force 200 kN	200

Example for ordering

Brake Caliper HI 180 HUK, max. clamping force 200 kN:

HI 180 HUK - 200

Technical Data



The braking torques shown in the diagram are based on a theoretical friction coefficient of 0,4.

Oil pressure: min. 15 bar
max. 160 bar

Oil volume: max. 190 cm³

Weight: ca. 65 kg

Other features

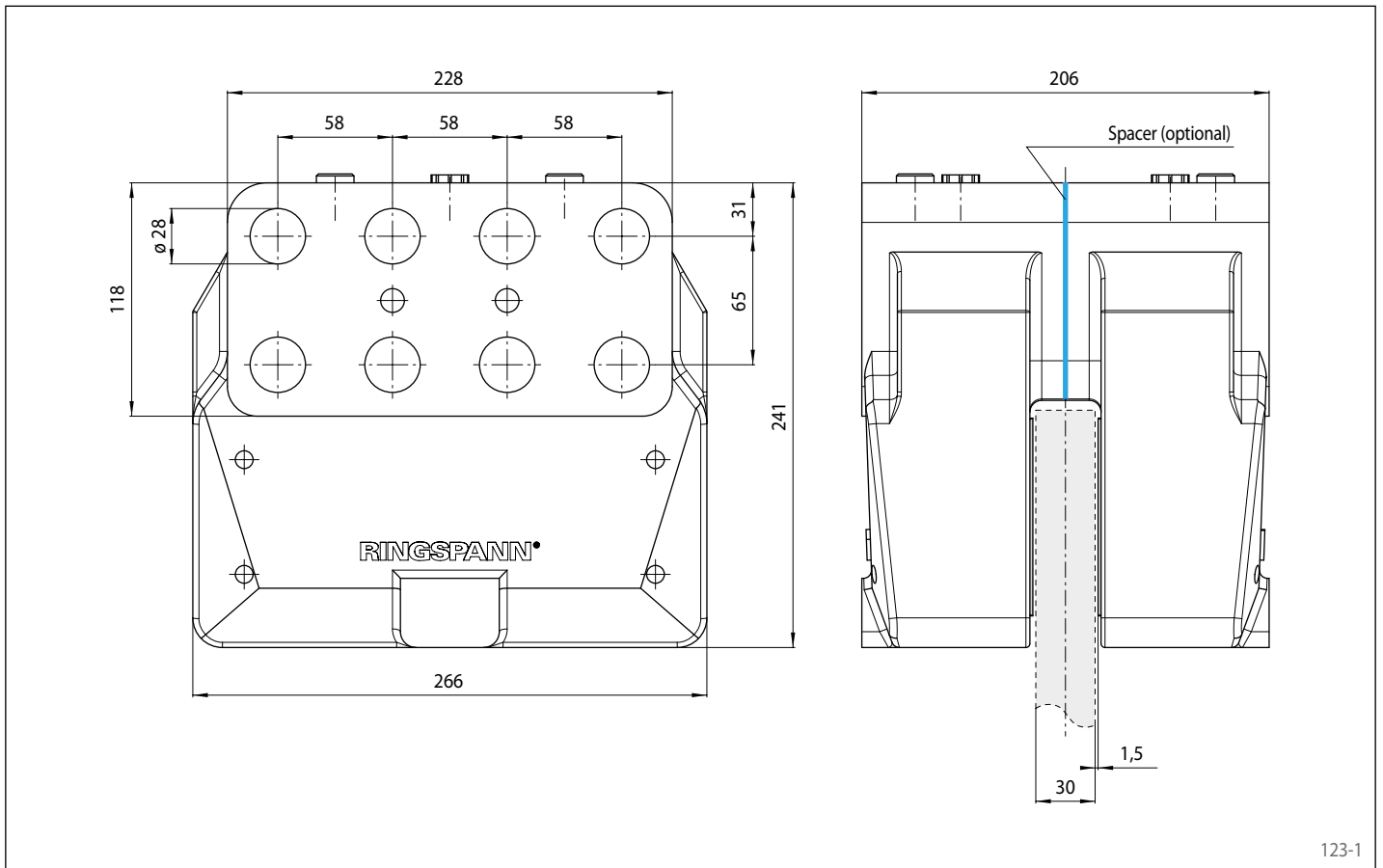
- High safety against leakage
- Painted with surface coating class C4-L according to ISO 12944
- For brake disc thickness $W = 30$ mm; larger brake disc thicknesses can be achieved with the use of a spacer installed by the customer

Accessories

- Optional painting with surface coating class C4-H or C5M-H (offshore) according to ISO 12944

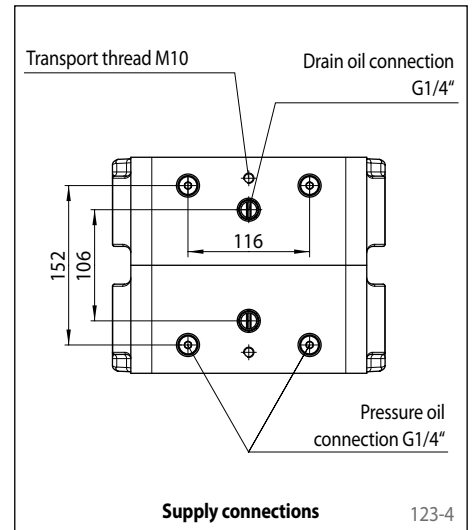
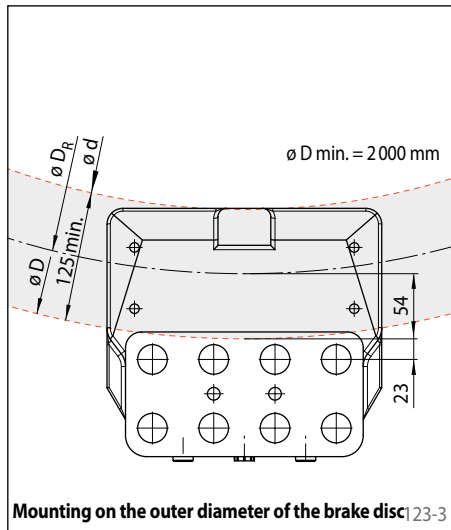
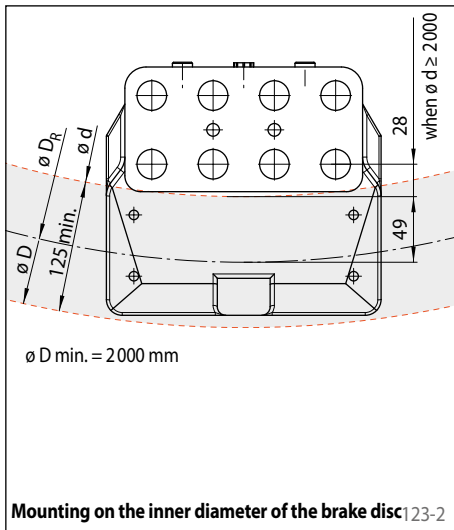
Brake Caliper HI 180 HUK

hydraulically activated – non-releasing
as yaw brake in wind turbines



123-1

Mounting



Calculation of the friction diameter

Mounting on the inner diameter of the brake disc:

$$D_R = d + (2 \cdot 49 \text{ mm})$$

(when $d \geq 2000 \text{ mm}$)

Mounting on the outer diameter of the brake disc:

$$D_R = D - (2 \cdot 54 \text{ mm})$$

Calculation of the braking torque

$$M_B = \frac{D_R}{0,786} \cdot p \cdot \mu$$

Formula symbols

- M_B = Braking torque [Nm]
- D = Outer diameter brake disc [mm]
- d = Inner diameter brake disc [mm]
- D_R = Friction diameter [mm]
- p = Oil pressure [bar]
- μ = Friction coefficient